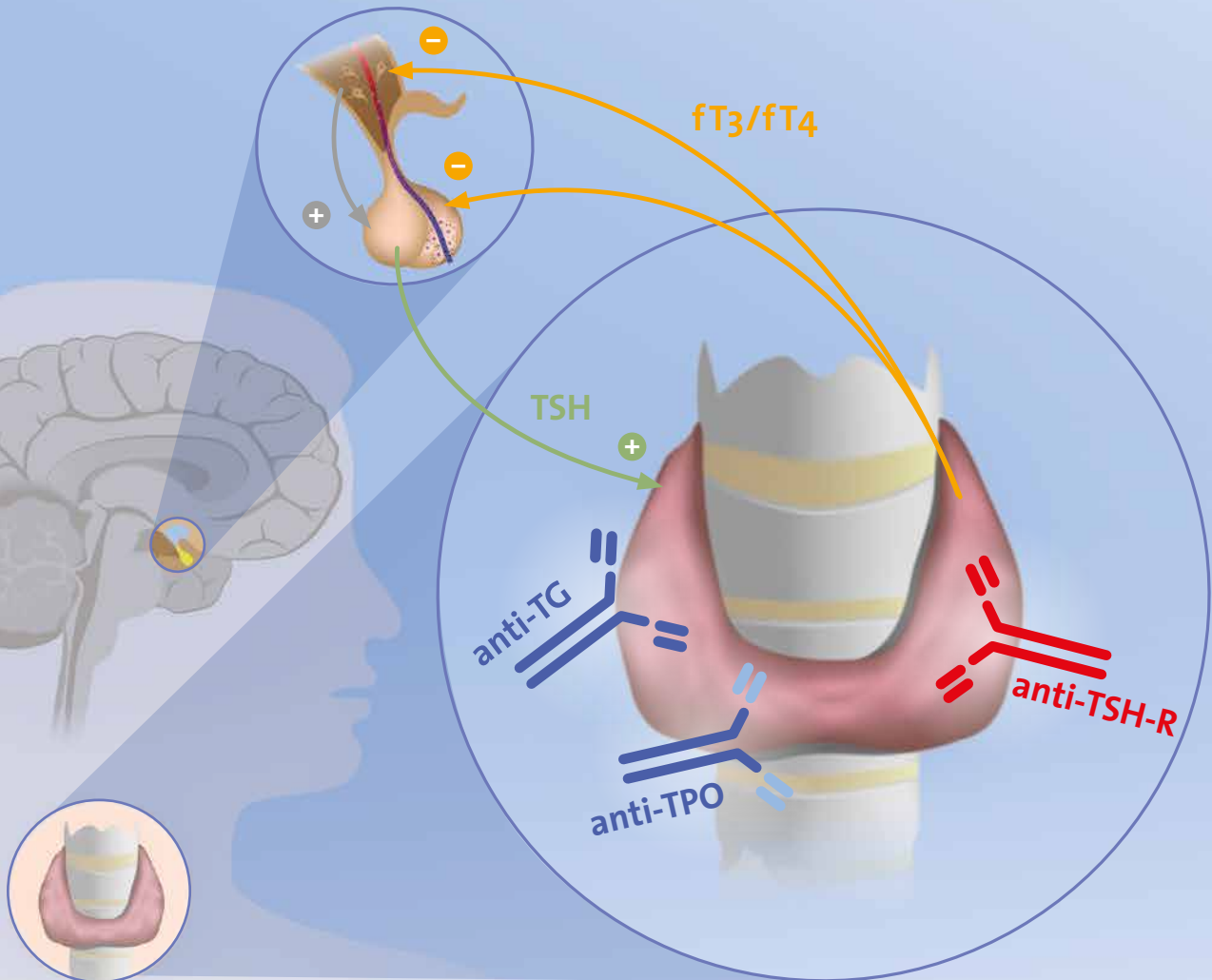
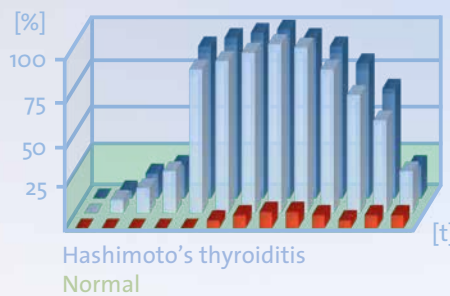


# COMPLETE PANEL FOR EFFECTIVE THYROID DIAGNOSIS

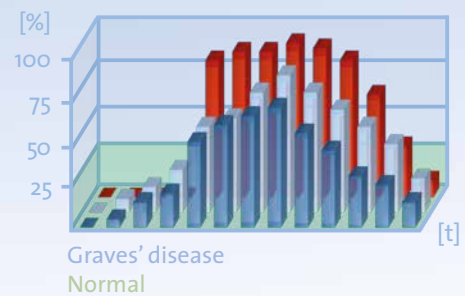
## AUTOIMMUNE DIAGNOSTICS



Hashimoto's thyroiditis



Graves' disease



anti-TG  
anti-TPO  
anti-TSH-R

# CLINICAL AND AUTOIMMUNE THYROID DIAGNOSIS

HUMAN-Imtec offers the broadest thyroid diagnostic ELISA product line, covering the complete panel of clinical and autoimmune thyroid diagnosis.

- > Testing and determining thyroid function for clinical use.
- > Differentiating between autoimmune caused dysfunctions of the thyroid (Graves' and Hashimoto's disease).

## Clinical Relevance

Elevated or normal fT<sub>3</sub>/fT<sub>4</sub> and low TSH (< 0.1mU/ml)

Elevated or normal TSH (> 4.5mU/ml) and low fT<sub>3</sub>/fT<sub>4</sub>

< **Hyperthyroidism** >

< **Hypothyroidism** >

## Autoimmune Relevance

Anti-TSH-Receptor-antibodies and low TSH, Graves' disease

Anti-TG-antibodies, anti-TPO-antibodies and elevated TSH, Hashimoto's disease

## Prevalence of Autoantibodies in Autoimmune Thyroid Diseases

	TG	TPO	TSH-Receptor
Graves' disease	50–70%	50–80%	80–90%
Hashimoto's thyroiditis	90–100%	90–100%	10%
Healthy Person	5–20%	8–27%	0%

## Clinical Diagnostic Parameter

### Detection of

Thyroid Hormones	Antigen	REF
TSH (Thyroid Stimulating Hormone, Thyrotropin)	Anti-TSH antibody	54030
fT <sub>3</sub> (Free Triiodothyronine)	fT <sub>3</sub> -Peroxidase	54015
fT <sub>4</sub> (Free Thyroxine)	fT <sub>4</sub> -Peroxidase	54025
T <sub>3</sub> (Total Triiodothyronine)	T <sub>3</sub> -Peroxidase	54010
T <sub>4</sub> (Total Thyroxine)	T <sub>4</sub> -Peroxidase	54020

## Autoimmune Diagnostic Parameter

### Detection of

Thyroid Autoantibodies	Antigen	REF
IMTEC TG-Antibodies	Thyroglobulin	ITC85010
IMTEC TPO-Antibodies	Thyroperoxidase	ITC85020
IMTEC TSH-Receptor-Antibodies (TRAB)	TSH-Receptor	ITC85030



Custom-tailored and flexible automation are available for all laboratories. Please check out our broad choice of different ELISA instruments.